

Daughter Garson, 6, and son Moss, 4, share watermelon and secrets in the living room. The walls are painted Cloud White by Benjamin Moore. The coffee table is by Elijah Slocum.

MAKEOVER
MAGIC
2014



AFTER

Malibu Redo

An ambitious remodel ensures a California home is worthy of its breathtaking waterfront location

Spare change was all it took for one West Coast couple to overlook the flaws of an oceanfront real estate listing that had been passed over again and again. Its gray carpeting, stained walls, and dingy aluminum windows had made it a difficult sell. "But I could have thrown a coin off the balcony and heard it hit the water," homeowner Sherry Klein says. "So I made an offer the next day." From

there, her mission was simple—to transform the sad 1950s beach shack into the light and bright family-friendly jewel box that she and partner Catherine Williamson had always wanted. Klein's first order of business was to replace the foggy, filmed-over windows with new versions that allowed water views to truly shine for the first time in years. Here's how the homeowners took a forlorn house from want-not to can't-miss.



BEFORE

1 REINVENT FAMILY-FRIENDLY STYLE. New driftwood-finish oak flooring and a few gallons of white paint on the walls and hearth give the living room a modern face-lift. The furniture's thick denim slipcovers ensure that the space is ready for anything—a must with kids and dogs in the house. >


The barstools are from Wayfair.



2 CREATE THE ILLUSION OF LARGER SPACE. Enlarging the kitchen's footprint would have eaten into the narrow dining area, so Klein did her best to make the minimal square footage appear airy and spacious. She switched out full-size appliances for smaller, apartment-friendly versions, introduced subtle texture and sparkle with clay tile, and expanded the pass-through to the main living area.

3 BUILD IN STORAGE SPACE. In the narrow dining area, Klein opted for a slim, rectangular table and carved out some much-needed storage courtesy of a new built-in buffet and open shelving. "This works a lot better for our family," she says. "Everyone has a view of the ocean when we sit at the table together." ➤

The walnut dining table is from Petersen Antiques. The pendant fixture is by Visual Comfort.



“EVERYONE HAS A VIEW OF THE OCEAN WHEN WE SIT AT THE TABLE TOGETHER”



**BARN LIGHT
ELECTRIC**

WHERE VINTAGE

and

MODERN COLLIDE®

CALL
800.407.8784

VISIT
www.barnlightelectric.com


Barn Light Electric lighting comes in a wide variety of classic shapes and sizes to add functional style to residential areas or industrial and commercial spaces.



Scan code to learn more about the lights featured in this ad.



WAINSCOTING TRANSFORMED THE BUNK ROOM INTO SLEEPING QUARTERS REMINISCENT OF A CABIN ON A SHIP



The bunk beds are from Restoration Baby & Child. The antique lantern is from Tod Carson.

4 DRESS IT UP. Floor-to-ceiling wainscoting completely transformed the children's bunk room, taking it from a cramped, closetlike space to charming sleeping quarters reminiscent of a cabin on a ship. "It actually turned out to be one of my favorite spaces in the house," says Klein. "It's super nautical, and it has so much character."

5 PUT THE VIEW FIRST. Klein replaced the worn wooden railings that once defined the balcony with thick glass panels, which serve as a welcome update to the home. Providing nearly unobstructed views of the ocean, the panels also allow natural light to flow into the adjacent living spaces. **≡**
For more information, see Sources, page 102.

WAINSCOTING TRANSFORMED THE BUNK ROOM INTO SLEEPING QUARTERS REMINISCENT OF A CABIN ON A SHIP

The bunk beds are from Restoration Baby & Child. The antique lantern is from Tod Carson.



4 DRESS IT UP. Floor-to-ceiling wainscoting completely transformed the children's bunk room, taking it from a cramped, closetlike space to charming sleeping quarters reminiscent of a cabin on a ship. "It actually turned out to be one of my favorite spaces in the house," says Klein. "It's super nautical, and it has so much character."

5 PUT THE VIEW FIRST. Klein replaced the worn wooden railings that once defined the balcony with thick glass panels, which serve as a welcome update to the home. Providing nearly unobstructed views of the ocean, the panels also allow natural light to flow into the adjacent living spaces. **≡** For more information, see Sources, page 102.



BARN LIGHT ELECTRIC

WHERE VINTAGE and MODERN COLLIDE®

CALL
800.407.8784

VISIT
www.barnlightelectric.com

Barn Light Electric lighting comes in a wide variety of classic shapes and sizes to add functional style to residential areas or industrial and commercial spaces.



Scan code to learn more about the lights featured in this ad.

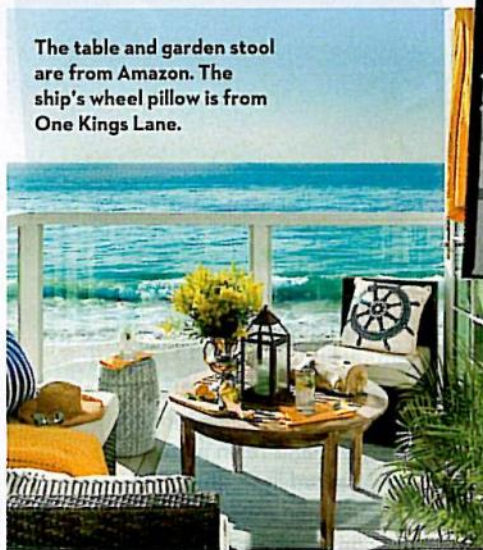


The wall tiles are hand-made Mexican subway tiles. The custom cabinetry is by Expression in Wood.



AFTER

The table and garden stool are from Amazon. The ship's wheel pillow is from One Kings Lane.




BEFORE



SHOP THE LOOK!
Scan this photo (see page 4), or visit wayfair.com/septemberhousetour

BELGARD
HARDSCAPES



LONG LIVE WE TIME

CREATE THE PERFECT SETTING FOR THE MOMENTS THAT LAST A LIFETIME

Belgard is your resource for outdoor living inspiration, planning and installation. Get a complimentary IDEA BOOK to explore charming walkways, welcoming patios, gourmet kitchens and more — the possibilities are endless.



Getting a **FREE** IDEA BOOK is easy! Simply visit us at Belgard.com/CL